

DESCRIPTION

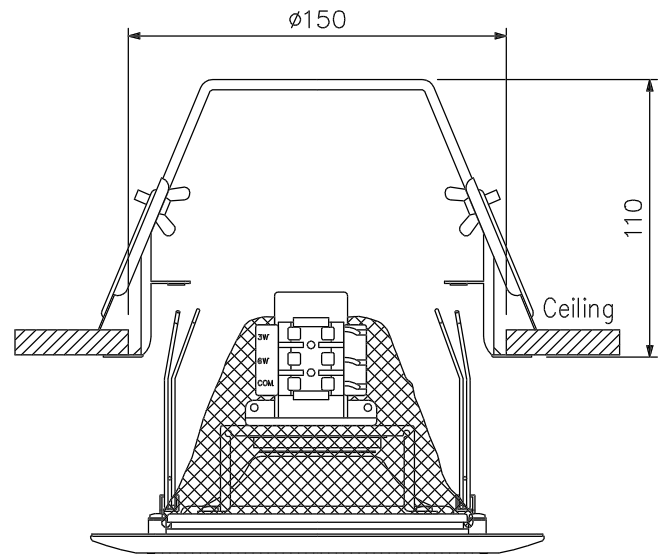
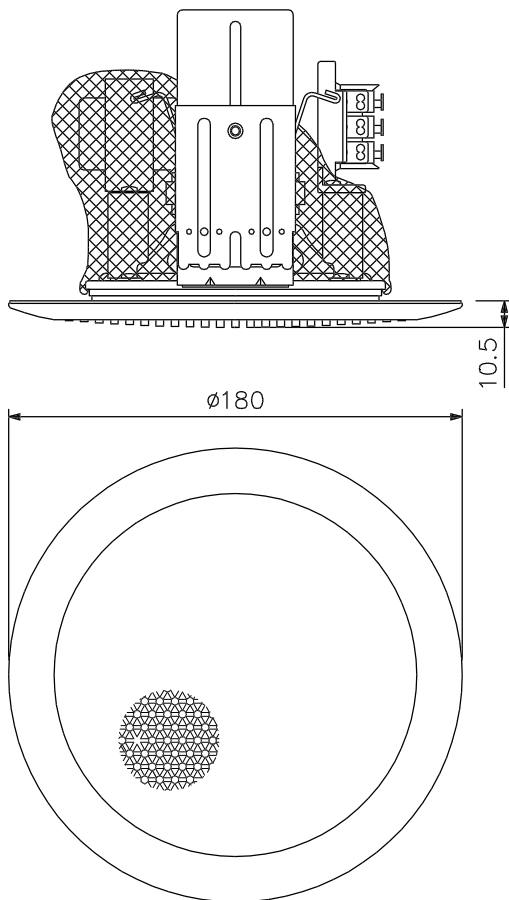
Designed for simple installation, the TOA PC-1864 is equipped with an ABS resin. It can be easily installed thanks to its spring catch method. Push-in connector allows quick wire connection, and speaker lines can be bridged by bridging terminals.

SPECIFICATIONS

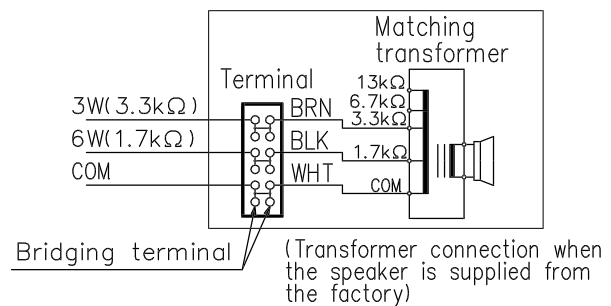
Rated Input	6 W (for 100 V Line), 3 W (for 70 V Line)
Rated Impedance	100 V line: 1.7 k Ω (6 W), 3.3 k Ω (3 W), 6.7 k Ω (1.5 W), 13 k Ω (0.8 W): Internal wiring must be changed 70 V line: 1.7 k Ω (3 W), 3.3 k Ω (1.5 W), 6.7 k Ω (0.8 W), 13 k Ω (0.4 W): Internal wiring must be changed
Sensitivity	90 dB (1 m, 1 W, 330 - 3,300 Hz Pink noise)
Frequency Response	100 - 16,000 Hz
Speaker Component	12 cm cone-type
Dimensions for Fixing Hole	ϕ 150 (mounting hole) \times 50 (maximum ceiling thickness) mm
Speaker Mounting Method	Spring catch
Applicable Cable	600 V Vinyl-insulated cable (IV wire or HIV wire) Solid copper wire: ϕ 0.8 - ϕ 1.2 mm 7-core twisted copper wire: 0.75 - 1.25 mm ²
Connection	Push-in connector (Bridging terminal-2 branch type)
Finish	Panel: ABS resin, off-white (RAL 9010 or equivalent color)
Dimensions	ϕ 180 \times 10.5 (exposed section) + 110 (D) mm
Weight	690 g (bracket included)

[Note] Do not cover the speaker with heat insulating material sound absorbing material mounted. Ensure that the speaker is kept away from the heat insulating material.

APPEARANCE



Mounting Diagram



Wiring Diagram

UNIT:mm SCALE:1/3

[Note] Use transformer terminals when changing input impedance.