



DNH^{AS}

**N-3770 Kragerø
NORWAY**
 Phone: (47) 35 98 56 00
 Fax: (47) 35 98 56 10
 E-mail: dnh@dnh.no
 Web-site: www.dnh.no

**DNH WW Ltd.
England**
 Phone:.....(44) 1908 275 000
 Fax:.....(44) 1908 275 100
 E-mail:.....dnh@dnh.co.uk

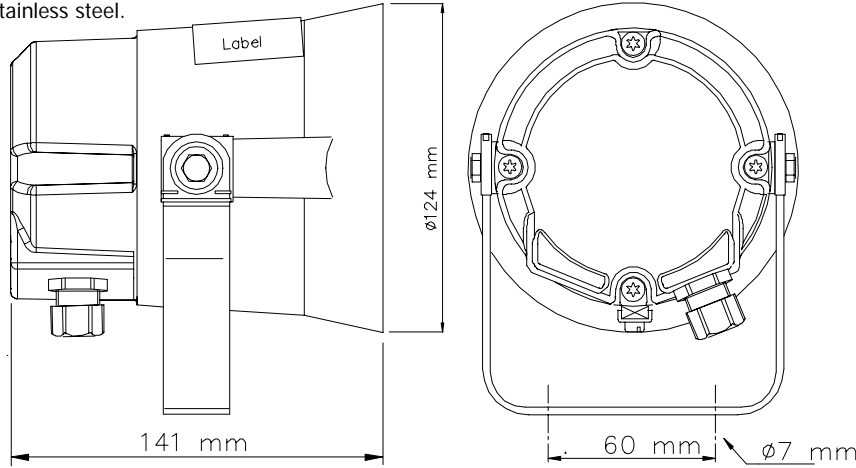
**DNH
France**
 Phone:.....(33) 1 5380 0276
 Fax:.....(33) 1 4588 1594
 E-mail:.....etienne@dnh.no

**DNH GmbH
Germany**
 Phone:.....(49) 040 6569 30-0
 Fax:.....(49) 040 6569 30-30
 E-mail:.....dnh@dnh.de

**DNH
Speakers Inc.
USA**
 Phone:.....(1) 484 494 5790
 Fax:.....(1) 484 494 5793
 E-mail:.....dnh@dnhspeakers.com

HS-8 EExmN(T)

Bracket and all outside nuts and screws in stainless steel.

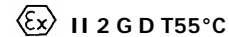


Transformer:
100 V line (70V, 50V)

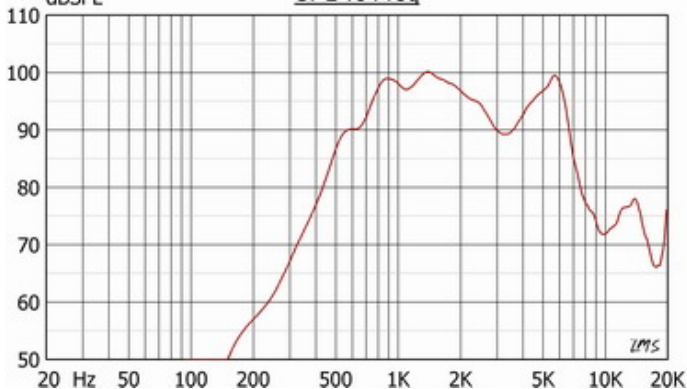
Primary nominal tapings:
 1 : 2 8,0 W
 1 : 3 4,0 W
 1 : 4 2,0 W

1 x M20 EExe ATEX approved cable gland and 1 x M20 EExe ATEX approved blind plug
 Cable diameter 8 - 13 mm

Certified by / Certification code / Number: NEMKO / EEx dem IIB+H₂ T6 / 01 ATEX 297
 Certified by / Certification code / Number: NEMKO / EEx dem IIC T6 / 01 ATEX 297



1W/1m sine wave smooth 1/3 octave
dB SPL SPL vs Freq



Material / Color	Aluminum alloy SS4263 / RAL 7031	IIB	IIC
Mounting	Bracket		
Termination	e-chamber, screw terminals		
Weight w/ transformer	1,8 kg		
IP-rating (UL equivalent)	67		
Max / min amb temp	50 °C / -50 °C		
Rated / max. power	8 W / 8 W		
SPL 1W/1m.....	100 dB	94 dB	
SPL rated power	108 dB	102 dB	
Effective freq range.....	600 – 6500 Hz	700-7000	
Dispersion (-6dB) 1kHz / 4kHz	160° / 45°	105° / 35°	
Options	Impedances, colors, labels		

Installation, Operation and Maintenance Procedures

- When mounting the loudspeaker please ensure that it is re-assembled in the same manner in which it was received. Fasten the bracket with 2 screws and ensure to use all washers in the intended position. (To isolate the main body from the bracket)
- To change the position of the loudspeaker, please adjust the bracket (by loosening / tightening the screws) as required.
- For optimum performance, always use the correct voltage / power and operate within the frequency limits as stated.
- Use only certified/specified cable glands and blanking plugs.
- Do not open loudspeaker when energized.
- The loudspeaker should be checked on a regular basis to avoid any build up of debris.
- The aluminum surface of the loudspeaker should be regularly treated with paint at the same interval as with other similar outdoor equipment.
- Fasten lid with a torque of 2 - 3 Nm to assure the IP rating.
- If the Ex-loudspeaker is to be earthed, it must be done correctly using the specially marked screws.
- This loudspeaker is supplied with a 2 year warranty against defective materials and workmanship.

